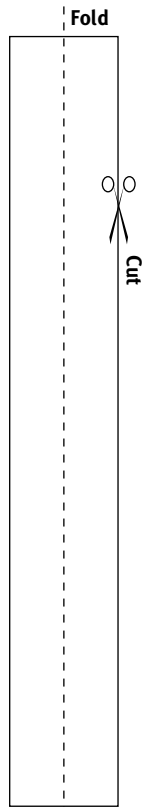
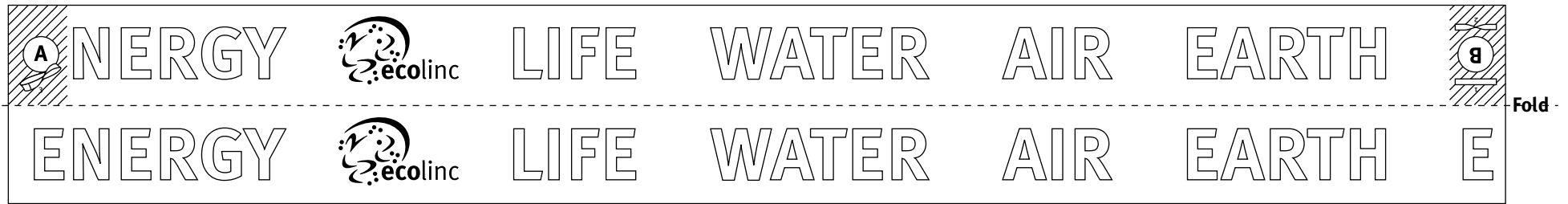
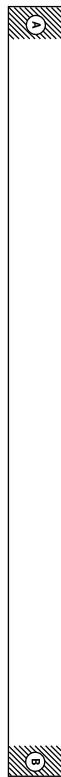


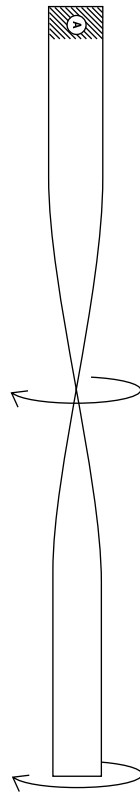
Make your own Mobius Strip



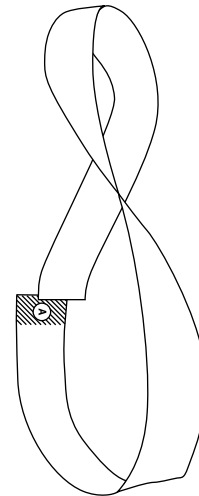
Step 1:
Cut around
outside edge and fold
down middle




Step 2:
Hold the end
marked **(A)**



Step 3:
Twist the end
marked **(B)** through 180°



Step 4:
Bring the
two ends together and
stick **(A)** to **(B)**



Trace the sustainability of Life

A mobius strip has only one side. Really!
To test this, make up your mobius strip, place your finger (or a pencil) on the strip and, without removing it from the surface, trace the loop from beginning to end.